

FORVALTNING, DRIFT OG VEDLIKEHOLD

PROSJEKT:.....

Entreprise:	Entreprenør/leverandør navn, adresse, tlf, e-post, kontaktperson)
.....
.....
Underleverandør:	
Leveranse:	Underleverandør (navn, adresse, tlf, e-post, kontaktperson)
Leverandør:	Synshjelpemidler AS, Sporveisgata 10, 0352 Oslo, universell-support@synshjelpemidler.no , Sentralbord: 23215555
Garanti/reklamasjon:	Synshjelpemidlers bestillingsnr./lev.:..... Dato:.....(for gyldig garanti/reklamasjon på produkt)
Installatør:

Beskrivelse av leveranse sted adresse ol:
Prosjekt:
Beskrivelse av installasjon:
Produkt levert:
Type nr.:
Dimensjoner (l x b x d/t):
Produkt overflate type og eventuell behandling:
Krav etter TEK 17/NS referert til i FDV er fulgt:
Eventuelle avvik: (begrunn/dokumenter tiltak):
Installasjons metode:
Annen relevant informasjon:
.....

FORVALTNING, DRIFT OG VEDLIKEHOLD

Materialspesifikasjon på produkter:

Lede/oppmerksomhet:

- BP1011510 (med pinne, uten pinne/med, konete skruehull, tapelim Bimek, VHB5925F) (inkludert i alle edelmetaller)
- BP1011512 (Aluminium)

Fare:

- BP1011410, BP1011412- Ø35 (inkludert, aluminium og alle edelmetaller) (med/uten pinne, konet skruehull, med tape lim Bimek og VHB5925F)
- BP1011413, BP1011414 - Ø25 (med/uten pinne, med tape lim Bimek, VHB5925F) (inkludert, aluminium og alle edelmetaller)

Se vedlagt teknisk spesifikasjon:

Vedlegg i FDV: Ilegg Desmopan 3055DU (brann/ avgasser/andre egenskaper)

Vedlegg i FDV: Skli dokumentasjon

Vedlegg i FDV: Stål opprinnelses sertifikat (Belgisk/Fransk).

(Be om opprinnelses sertifikat for andre metaller ved behov)

Vedlegg 1: Produktblad taktile stål og aluminium gulvelement med og uten ilegg. Andre datablad ved behov.

Produktene kan leveres i:

- Syrefast stål (316L)
- Rustfritt stål (303/304)
- Aluminium (maritim type/ EN AW-6082/se produkt ark)
- Messing (se produkt ark)
- Kobber (se produktark)
- Bronse (se produktark).

Datablad for edelmetaller ved behov:

- Produktblad taktile gulvelementer med/uten ilegg i messing, bronse og kobber

Ilegg: Desmopan 3055D eller Bayer - TPU. 2,7 – 5 mm

Forbo gulvbelegg 3,5 - 5 mm (**PVC Surestep 70% resirkulert**)

BP1417319 PE-basert type 2 basert på Coarse resiliert 1,19 mm. 2,7 – 5 mm.

Andre ilegg kan bestilles ved behov.

Eventuelt egen dokumentasjons underlag for annet ilegg ut over Desmopan og Forbo Surestep separat.

Lysrefleksjonsverdi avhengig av valgt std. farge i Desmopan:

- Svart/RAL 9004 - LRV: 6
- Mørk grå: RAL7015 - LRV: 9
- Mørk rød: RAL3001 - LRV 10.
- Std grå: RAL 7004 - LRV: 34
- Lys grå: RAL 7035 - LRV: 57*
- Gul: RAL1018 - LRV 63.
- Hvit: RAL 9003 - LRV: 80*

Andre farger kan bestilles mot et tillegg.

UV- beskyttet materiale. Hvit og lys grå kan gulne litt i direkte sollys over flere år slik som de fleste lyse og gjennomsiktige plastmaterialer.

FORVALTNING, DRIFT OG VEDLIKEHOLD

Vedlagt: Ilegg av Desmopan 3055DU (TPU) med skli og brannhemmende polyuretan (tilsvarende: R10-11 (DIN - std)).

Std gulvbelegg Forbo Surestep og Safestep.

- Carlcoale/ svart LRV: 6. Std
- Clay/beige LRV: 47.
- Snow/hvit LRV: 75.
- Morator/beige LRV: 45
- Corn/gul LRV: 52

Surestep: R10 etter DIN 51130 std. Safestep: R11 etter DIN 51130 std.

Produktet skal levere en luminanskontrast mot underlaget på over 0,8 foran trapper. Ellers er kravet 0,4 ifølge TEK 10/17 og NS11001:2018. Se ellers egne krav for Veivesenet og Jernbaneverket.

Sklihemmende egenskaper: Fare og oppmerksomhetsfelt skal i trappeløp levere en sklihemmende egenskap på R10 eller høyere etter DIN-51130 std. Andre std kan også brukes. (Produktet skal være sklihemmende i både våt og tørr tilstand. Som ledelinje holder R9 etter DIN 51130. (Sklihemmende i tørr tilstand). (Se rapporter som vedlegg under.)

Elementene kan monteres innendørs og utendørs (2-4 mm tykke innendørs og 4-5 mm tykke utendørs). Innendørs med f.eks.: TEC 7 eller Sikabond T2 (som er Bream sertifisert). I tillegg kan de monteres med tape lim. Her tilbys: 3M VHB 5925F og Bimeks. Utendørs med pinner i varierende lengder (std 12 mm) på betong og konete skruer/skruehull på treverk. Ilegg kommer da separat og er påsatt tapelim. Elementene tilfredsstiller ISO 23599. For flere mål se detaljer for hvert enkelt produkt i produktlisten. Forbo gulvbelegg kan kun legges inne. Vi anbefaler syrefast stål (316) utendørs.

Syrefast stål AISI 316

Stålets rustfrie egenskap er et resultat av at det er levert med krom. Når dette gjøres, oppstår det en usynlig, beskyttende hinne, som øker stålets motstandskraft mot korrosjon.

I syrefast stål er det i tillegg tilsatt molybden som er med på å øke stålets motstandskraft.

Syrefast stål inneholder også mindre karbon enn alminnelig rustfritt stål. Dette gjør at stålet kan utsettes for større kjemiske påkjenninger.

Syrefast stål er ikke-magnetisk.

Syrefast eller syrebestandig stål inneholder foruten jern og krom, en del nikkel og/eller mangan samt mindre mengder av andre metaller som molybden og titan.

Syrefast stål brukes i miljøer med stor kjemisk belastning som kystmiljø, industrimiljø eller annen kontakt med syrer.

Tepper og innfesting:

Varianter med pinne eller skruer kan benyttes. Ta høyde for teppe tykkelsen.

Elementene kan monteres med lim eller tapelim på enkelte kort bustede tepper (tester må gjennomføres). Om en skal bruke tapelim skal VHB 5925F benyttes. I et slikt miljø kan hefte egenskapene og levetiden være noe begrenset. Elementene kan kun monteres på helt rent underlag. D.v.s. nye tepper eller dypensede tørre tepper. Tepper må ha en jevn overflate. Om elementene skal legges i inngangsområder på tepper må løsningen gi rom for at teppe periodisk tørker opp og ikke alltid er våte. Elementene må være på minst 3,5 mm tykkelse. Vi anbefaler ikke montering på sviktende underlag siden elementene kan bli bøyd.

FORVALTNING, DRIFT OG VEDLIKEHOLD

Velg eventuelt høyere tykkelse om underlaget er sviktende siden det gjør dem stivere. Type BP1011410 og BP1011413 anbefales ikke brukt på tepper (35 -25 mm) siden heftflaten er for liten.

Ilegg:

Om du legger ilegg i separat bruk plastprimer for å øke heft egenskapene. TEC 7 - PT7 eller 3M Adheison promotor 4298UV mot baksiden av ilegget før påmontering for maks heft mot ilegg tapen på elementet.

Sveiset pinne:

Vi anbefaler bruk av sveiset pinne i relasjon til stål produkter. Når det gjelder edelmetaller og aluminium anbefaler vi støpt pinne. Dette siden metallene er mykere, og sveiseskjøten kan bli svak. Dette er spesielt kritisk på fareknotter som kun har en pinne. Produsenten garanterer ikke sveiseskjøtene på disse metallene.

Bruk og installasjon utendørs:

For å få en sterk innfesting utendørs er det viktig at elementer presses hardt ned mot limet med en rulle. Det skal ikke forekomme luftbobler mellom elementer og underlaget. Se egen beskrivelse ved behov. Ved bruk av stål elementene utendørs anbefales det bruke av pigg (BP1011510 (med pigg), 412 og 414). Elementene anbefales ikke direkte montert på asfalt. Dette siden asfalt blir mykt i solen og på den måten kan elementene løsne.

På treverk kan en montere elementene med skruer. Bruk galvaniserte eller rustfrie konete skruer tilsvarende 4 x 20 – 40 mm.

Ved feste på områder som det skal benyttes skjæreblad på må elementene freses ned tilsvarende høyde på elementene. Ved bruk av pigg leveres denne standard med 12 mm riflete mønster. De kan bestilles med andre lengder.

Ved bruk av tapelim utendørs må utetemperaturen være på + 5 C eller høyere.

FORVALTNING, DRIFT OG VEDLIKEHOLD

Minimumskrav i forhold til installasjons tetthet og produkttegenskaper:

For å få en trygg og forsvarlig installasjonsløsning må en følge TEK 10/17 og retningslinjene gitt i NS11001:2018 vedlegg P750:2014 og ISO23599. Her spesifiseres bl.a. minimumskrav og utforming av elementene for bruk i Norge og internasjonalt. Alle elementer/maler Adaptor Hjelpemidler AS leverer i Norge følger anbefalinger gitt i Norge og eventuelt internasjonalt der dette ikke er nevnt i norske forskrifter eller std.. Der det ikke er spesifisert i norske dokumenter følger vi internasjonale minimumskrav.

Generelle krav:

Innendørs taktil høyde på 3 mm +/- 1 mm, utendørs 5 mm +/-1 mm (norsk), reisvinkel på element ikke over 45 grader (International - ISO 23599).

Ved trapper skal elementene være sklisikre i både våt og tørr tilstand (norsk). Tilsvare minimum R10 etter DIN51130 std ol..

Luminanskontrast: (Bakgrunnsfarge LRV – element farge LRV)/ Bakgrunnsfarge LRV

Farefelt:

Dybde: 60 cm (norsk), diagonale felt anbefales, avstand mellom sentrum av knotter maks 70 mm senter avstand på Ø25 mm elementer (målt på toppen) /tilsvare Ø35mm i bunn avhengig av elementhøyde). Dette gir ca 126 knotter pr 0,6 m2)

Maks 68 mm senteravstand på Ø20 mm elementer (målt på toppen)/tilsvare Ø25mm målt i bunn. (ca 143 knotter pr 0,6 m2) knotter (målt på toppen/tilsvare 25mm i bunn avhengig av elementhøyde) (International - ISO23599). Disse minimums kravene er gitt for at felte skal være stabilt og trygt å gå på.

Sklisikkerhetstester er også gjennomført etter disse min kravene for mønster. Krav til luminanskontrast inne:0,8. Ute: 0,4.

Oppmerksomhetsfelt:

Dybde 60 cm (norsk), avstand mellom elementene maks 83 mm på 25 mm bredde på toppen/6 rekker (målt på toppen/tilsvare 35 mm bredde i bunn avhengig av elementhøyde). 80 mm avstand mellom elementene på 20 mm/7 rekker (målt på toppen/tilsvare 25 mm bredde avhengig av elementhøyde) (International - ISO23599). Disse minimums kravene er gitt for at felte skal være stabilt og trygt å gå på.

Sklisikkerhetstester er også gjennomført etter disse min kravene for mønster. Krav til luminanskontrast inne:0,8 (trapp). 0,4 (heis mm). Ute: 0,4.

Ledelinje:

Mindre områder: Minimums krav på elementers bredde er 20 mm på linjen (norsk - krav til luminans kontrast og bredde på denne). Med ilegg i metall elementer gir det en minimumsbredde på 30 – 35 mm i bunn avhengig av høyde siden ilegg må være minst 20 mm bred. Store områder inne og utendørs skal ledelinje være 15 - 30 cm i bredde (norsk anbefaling). Bredden på feltet skal stå i stil til rommets/områdets størrelse.

Alle produkter blir montert etter disse minimumskravene eller bedre. Alle produkter følger norske og internasjonale krav. Krav til luminanskontrast inne og ute: 0,4.

Avfall/miljø: Avhendes som metall avfall. Ilegg er enten et PVC (Forbo Sure/Safestep) eller et TPU (Desmopan) materiale.

Inneholder ikke ftalater. TPU kan resirkuleres 100%. PVC'en her er 70% resirkulert. Alle produkter godt innenfor alle EU krav.



FORVALTNING, DRIFT OG VEDLIKEHOLD

FDV vedlegg se under:

Avgasser og andre egenskaper på std Desmopan ilegg:

Statement on Polycyclic Aromatic Hydrocarbons (PAHs)

page 1 of 1



Polycyclic aromatic hydrocarbons (PAHs) have not been intentionally added for the production of the Covestro's thermoplastics

APEC, Bayblend, Desmopan, Makrolon and Makroblend

and are not expected to be contained.

The presence of analytically detectable traces of the above mentioned substances, which occur widely and have possibly been introduced into our product via the raw materials, auxiliaries and additives, can not be excluded.

An analysis of typical grades gave the following result:

Sum of PAHs: < 10 ppm

Benzo (a) pyrene: < 1 ppm

Covestro Deutschland AG
D-51365 Leverkusen, Germany
IO-S&A-PSRA
Product Safety & Regulatory Affairs

Date: 2015-10-23

Board of management: Patrick Thomas (chairman), Frank H. Lutz, Klaus Schäfer, Markus Steilemann
Chairman of the supervisory board: Richard Pott
Registered office: 51365 Leverkusen, Local court of Cologne, HRB 49892

This information and our technical advice – whether verbal, in writing or by ways of trial – are given in good faith but without warranty, and this also applies where proprietary rights of third parties are involved.
The information is provided by Covestro Deutschland AG without assumption of any liability. If any of the above mentioned regulations change after the date of declaration, this declaration is no longer valid. Covestro Deutschland AG will strive to keep this information up-to-date.
Our advice does not release you from the obligation to verify the information provided – especially that contained in our safety data and technical information sheets – to check for updates of any information provided by us and to test our products as to their suitability for the intended processes and uses. The application, use and processing of our products and the products manufactured by you on the basis of our technical advice are beyond our control and, therefore, entirely your own responsibility.
Our products are sold in accordance with the current version of our General Conditions of Sale and Delivery.



FORVALTNING, DRIFT OG VEDLIKEHOLD

Desmopan® DP 3055D - TPU
Covestro Deutschland AG

Light stability delta a	X	X	-	-	DIN 53236
Light stability delta b	X	X	-	-	DIN 53236
Light stability delta E	X	X	-	-	DIN 53236
Light stability grey scale	X	X	-	-	ISO 105-A02

Dynamic mechanical analysis (I,M,E)

Dynamic Shear modulus-temperature
No data available

Dynamic Tensile modulus-temperature
No data available

¹I=Interior parts, M=Parts in motor compartment, E=Exterior parts

Datasheet according to an agreement between VDA (Association of the Automotive Industry) and CAMPUS®
All data is subject to the producer's disclaimer.
<http://www.campusplastics.com> - Covestro - 2015-10-29

Page 2 of 2

FORVALTNING, DRIFT OG VEDLIKEHOLD

VDA CAMPUS® Datasheet

Desmopan® DP 3055D - TPU
Covestro Deutschland AG



Physical properties	I	M	E ¹	Value	Unit	Test Standard
Melt volume-flow rate, MVR	X	X	X	-	cm ³ /10min	ISO 1133
Temperature	X	X	X	-	°C	ISO 1133
Load	X	X	X	-	kg	ISO 1133
Viscosity number	X	X	X	*	cm ³ /g	ISO 307, 1157, 1628
Molding shrinkage, parallel	X	X	X	-	%	ISO 294-4, 2577
Molding shrinkage, normal	X	X	X	-	%	ISO 294-4, 2577
Humidity absorption	X	X	X	-	%	Sim. to ISO 62
Water absorption	X	X	X	-	%	Sim. to ISO 62
Density	X	X	X	1220	kg/m ³	ISO 1183
Type and amount of reinforcement				-	-	ISO 3451-1
Mechanical properties	I	M	E ¹	Value	Unit	Test Standard
Tensile Modulus	X	X	X	-	MPa	ISO 527-1/-2
Yield stress	X	X	X	-	MPa	ISO 527-1/-2
Stress at break	X	X	X	-	MPa	ISO 527-1/-2
Yield strain	X	X	X	-	%	ISO 527-1/-2
Strain at break	X	X	X	-	%	ISO 527-1/-2
Charpy impact strength, +23°C	X	X	X	-	kJ/m ²	ISO 179/1eU
Charpy notched impact strength, +23°C	X	X	X	-	kJ/m ²	ISO 179/1eA
Charpy impact strength, -30°C	X	X	X	-	kJ/m ²	ISO 179/1eU
Charpy notched impact strength, -30°C	X	X	X	-	kJ/m ²	ISO 179/1eA
Puncture test - ductile/brittle transition temperature	X	X		-	°C	ISO 6603-2
Thermal properties	I	M	E ¹	Value	Unit	Test Standard
Melting temperature, 10°C/min	X	X	X	*	°C	ISO 11357-1/-3
Temp. of deflection under load, 1.80 MPa	X	X	X	-	°C	ISO 75-1/-2
Temp. of deflection under load, 0.45 MPa	X	X	X	-	°C	ISO 75-1/-2
Temp. of deflection under load, 8.00 MPa	X	X	X	-	°C	ISO 75-1/-2
Vicat softening temperature, 50°C/h 50N	X	X	X	-	°C	ISO 306
Coeff. of linear therm. expansion -40°C to +100°C, parallel	X	X	X	-	E-6/K	ISO 11359-1/-2
Coeff. of linear therm. expansion -40°C to +100°C, normal	X	X	X	-	E-6/K	ISO 11359-1/-2
FMVSS				-	-	ISO 3795 (FMVSS 302)
Burning rate, Thickness 1 mm	X			-	mm/min	ISO 3795 (FMVSS 302)
Burning Behav. at 1.5 mm nom. thickn.		X	X	-	class	IEC 60695-11-10
Emission / Odor	I	M	E ¹	Value	Unit	Test Standard
Emission of organic compounds	X			-	µgC/g	VDA 277
Thermal desorption analysis of organic emissions	X			-	µg/g	VDA 278
Odor test	X	X ²		-	class	VDA 270
Weather stability, ISO 4892-2, Method A	I	M	E ¹	Value	Unit	Test Standard
Weather stability delta l			X	-	-	DIN 53236
Weather stability delta a			X	-	-	DIN 53236
Weather stability delta b			X	-	-	DIN 53236
Weather stability delta E			X	-	-	DIN 53236
Weather stability grey scale			X	-	-	ISO 105-A02
Light stability, ISO 4892-2, Method B	I	M	E ¹	Value	Unit	Test Standard
Light stability delta l	X	X		-	-	DIN 53236

¹I=Interior parts, M=Parts in motor compartment, E=Exterior parts
²air-ducting parts with contact to interior

Datasheet according to an agreement between VDA (Association of the Automotive Industry) and CAMPUS®
All data is subject to the producer's disclaimer.
<http://www.campusplastics.com> - Covestro - 2015-10-29

Page 1 of 2

FORVALTNING, DRIFT OG VEDLIKEHOLD

Brannegenskaper – Desmopan/TPU

All organic substances – including plastics – are combustible. A material's fire performance is essentially described by the following parameters:

- ignitability
- flame spread
- heat release
- smoke development (smoke density and toxicity of the fire gases)
- surface-to-mass ratio of the combustible materials

In addition to being influenced by the material-inherent components, fire performance is additionally determined by associated factors, such as

- distribution
- type of storage
- quantity of material
- thermal pre-treatment
- ventilation
- exposure time and intensity of the ignition source, etc.

In view of the complexity of the influencing variables, it is not possible to provide a universally valid description of the fire performance of Desmopan® grades. A large number of standards and regulations describe what are frequently highly specific applications and test procedures, but these do not have any absolute information value. In case of doubt, please contact our technical product support team, who will be pleased to provide advice and assistance at all times. A number of particularly important and widely-used fire tests are listed below. This list does not claim to be exhaustive.

UL 94 (Underwriters Laboratories)

Desmopan® grades without additives essentially attain an HB classification; a number of grades without flame retardants also achieve a V2 classification. We can send you Yellow Cards for a number of grades on request.

ISO 4589 (ASTM D 2863; Lowest Oxygen Index; LOI value)

The Lowest Oxygen Index (LOI) indicates the minimum oxygen concentration that must be present in an oxygen/nitrogen mixture for a material to burn. To measure the LOI, a mixture of O₂/N₂ with a decreasing O₂ content is fed to a burning specimen until the flame extinguishes. Desmopan® grades attain values of between 18 and 24 %.

ISO 871 (ASTM D 1929; external ignition; self-ignition)

These tests involve exposing a sample to a pilot flame in a hot-air oven or determining the self-ignition temperature of the sample in the hot-air oven. This method can be used to compare different plastics under identical conditions, but it does not provide a generally-valid statement on combustibility or burning rate. Desmopan® grades have an external ignition temperature of between 350 and 400 °C, and a self-ignition temperature of between 450 and 600 °C.

Burning behavior to FMVSS 302

Various Desmopan® grades have been tested to test standard FMVSS 302. The requirements of the standard have always been satisfied. According to FMVSS 302, burning rates of up to 101.6 mm/min are permitted. The burning rates measured were between 15 and 65 mm/min, depending on the Desmopan® grade, the Shore hardness and the wall thickness. We thus assume that all Desmopan® grades satisfy the requirements of test standard FMVSS 302. Please contact us if you have any further questions in this respect.

DIN EN 50267-2-2 (corrosiveness of combustion gases)

Synshjelpemidler AS

Sporveisgata 10, 0354 Oslo, tlf: 23215555
Mail: universell-support@synshjelpemidler.no
Det er ikke tillatt å endre innholds tekst uten skriftlig godkjenning fra leverandør



Synshjelpemidler AS
Norges Blindforbund

FORVALTNING, DRIFT OG VEDLIKEHOLD

All non-modified Desmopan® grades meet the requirements of this standard, which relates to the corrosiveness of the combustion gases.

Glow wire test to IEC 60695-2-12 (DIN EN 60695-2-12)

The material fulfils the requirements if none of the three specimens has a flaming combustion time of more than 30 sec. and if the underlying tissue paper is not ignited by flaming droplets. Values for this test are available for a number of Desmopan® grades.

Glow wire test to IEC 60695-2-13 (DIN EN 60695-2-13)

This specifies a temperature that is 25 °C higher than the highest temperature prevailing at the tip of the glowing wire which does not lead to ignition in three successive tests. (ignition is defined as a flame that is visible for more than 5 sec.) Values for this test are available for a number of Desmopan® grades. Additives can influence the fire performance of Desmopan® grades. Further details may be found in our Safety Data Sheets.

The Thermoplastics Testing Center (TTC) will carry out the following fire tests for you:

Fire Test Method	Standards
Flammability UL 94 HB	UL 94
Flammability UL 94 V	UL 94
Flammability UL 94-5V	UL 94
Electrical ignition source	IEC 60695-2-13
Glow wire	IEC 60695-2-12
HWI	ASTM D3874
	ISO 3451-1
Ash content	in-house standard (rapid ash)

See other related properties:

Link: <https://www.tpu.covestro.com/Technologies/Properties/Chemical-Physical-Structure.aspx>

FORVALTNING, DRIFT OG VEDLIKEHOLD

Sklihemmende test rapport for Desmopan/TPU illegg:

(krav i TEK 10/17 om produktene skal legges ved/i trappeløp)



TECHNICKÝ A ZKUŠEBNÍ ÚSTAV STAVEBNÍ PRAHA, s.p.
Technical and Test Institute for Constructions Prague

Akreditovaná zkušební laboratoř, Autorizovaná osoba, Certifikační orgán, Inspekční orgán
Accredited Test Laboratory, Authorised Body, Certification Body, Inspection Body

Branch 0300 – Plzeň

REPORT

No. 030 – 051633

on determination of slipperiness

Customer: OLEJÁR, spol. s r.o.
Nižná Polianka 65
086 36 Nižná Polianka, Slovakia

Order no.: – – from 20. 5. 2015

Order No.: Z030150209

Enclosures: –

This Report has been made in duplicate. The first original copy is for the customer, the other will be filed along with other documentation in TZÚS Plzeň.

Person responsible for the wording of this Report:

Ing. Hana Kotorová
Report Author

Person responsible for the correctness of this Report:

Ing. Alexander Trinner
Branch Manager

Plzeň 4th June 2015



Stamp TZÚS - Plzeň Branch

Statement:

- 1) The test results relate to the items under test (samples) only.
- 2) This report may not be reproduced otherwise than complete without the written consent of TZÚS.

Technický a zkušební ústav stavební Praha, s. p., Pobočka 0300 - Plzeň, Zahradní 15, 326 00 Plzeň, Česká republika
☎: 377 243 331, ☎: 377 430 345, Fax: +420 377 430 347, Internat.: +420 377 244 158, ✉ e-mail: kotorova@tzus.cz, www.tzus.cz
Bankovní spojení (Bank): KB Praha 1 Czech Republic, ú.č.: 1501-931/0100 IČ: 000 15679 DIČ/VAT: CZ00015679



1 Initial Data

1.1 Assignment


- Execution of tests of slipperiness of flooring according the requirement of the client:
 - **determination of slipperiness – walking methods – ramp test** (shoes) according DIN 51130, P CEN/TS 16165 (annex B)

1.2 Samples

- Sample specification: Polyurethane Floorings
 - flooring: TPUP tactile warning plates
 - flooring: TPU tactile warning studs
 - flooring: TPU tactile guiding strips
 - flooring: TPUP tactile guiding plates
- Producer: OLEJÁR, spol. s r.o., Nižná Polianka 65, 086 36 Nižná Polianka, Slovakia
- Samples supplied on 10. 4. 2015.

2 Sampling Method

The test specimens of approximate overall dimensions of 60×100 cm were delivered by the customer to Plzeň Branch in four types. After takeover, the specimens were registered as follows: No. VZ 030150572



M:\WORD\2015\2030-051633AJ.DOC - HK

FORVALTNING, DRIFT OG VEDLIKEHOLD

TZÚS Praha, s.p. - pobočka Plzeň


030 – 051633

Strana č.: 3/6

No. VZ 030150573



No. VZ 030150574



M:\WORD\2015\02\030-051633AJ.DOC - HK




FORVALTNING, DRIFT OG VEDLIKEHOLD

TZÚS Praha, s.p. - pobočka Plzeň

030 – 051633

Strana č.: 4/6

No. VZ 030150575



As required by the customer, slip resistance was determined according to DIN 51130, ČSN P CEN/TS 16165 (Annex B). Other slip resistance testing methods (pendulum swing method, tribometric method, friction coefficient, ...) are not suitable for this flooring relief type as they would distort the results of the slip resistance tests of the face surface.



M:\WORD\2015Q2\030-051633AJ.DOC - HK

Synshjelpemidler AS

Sporveigata 10, 0354 Oslo, tlf: 23215555
Mail: universell-support@synshjelpemidler.no
Det er ikke tillatt å endre innholds tekst uten skriftlig godkjenning fra leverandør

 Synshjelpemidler AS
Norges Blindforbund

FORVALTNING, DRIFT OG VEDLIKEHOLD

3 Testing Procedures

DIN 51130	Testing of floor coverings – Determination of the anti-slip property – Workrooms and fields of activities with slip danger – Walking method – Ramp test
P CEN/TS 16165	Determination of slip resistance of pedestrian surfaces – Methods of evaluation

4 Measurements and Tests

**Determination of slipperiness – walking methods – ramp test
DIN 51130, P CEN/TS 16165 (method B)**

Flooring designation	Critical angle of slip classification shoe
VZ 030150572 (TPUP tactile warning plates)	23,3° R11
VZ 030150573 (TPU tactile warning studs)	21,3° R11
VZ 030150574 (TPU tactile guiding strips)	14,7° R10
VZ 030150575 (TPUP tactile guiding plates)	17,5° R10



5 Conclusion

5.1

The polyurethane flooring under test **TPUP tactile warning plates, TPU tactile warning studs** manufactured by OLEJÁR, spol. s r.o., Nižná Polianka 65, 086 36 Nižná Polianka, Slovakia was classified according DIN51130, P CEN/TS 16165 (method B) into **Group R 11** and can be used to secure the assembly floor eg. for kitchens with a capacity of up to 100 meals a day, school kitchens, stores, factories juices etc.

The polyurethane flooring can also be used as Group R10 can therefore be used to construct safe floors, for instance in storerooms, kitchens where food is defrosted and heated, in sanitary rooms, in rooms where packaged meat is sold, etc.) and as Group R9 (to construct safe floors, for instance in rooms for medical diagnostic equipment, massage rooms, laboratories, etc.).

The flooring also **meets the requirements** specified in Art. 4.17 of **ČSN 74 4505 Floors – Common Provisions in accordance with Article 21(2),(3) of Regulation No. 268/2009 Coll., on technical requirements for products, for floors in all apartment and dwelling rooms that must conform to the value of slipping angle of at least 6°, and it also meets the requirements for floors in the parts of structures used by the public including shopping arcades and covered passageways that must conform to the value of slipping angle of at least 10°.**

To secure the proper slip-resistant function of the flooring in conformity with the conclusion above, one has to keep the surface clean and free from excessive wear. Other properties were not subject to the tests.

5.2

The polyurethane flooring under test - **TPU tactile guiding strips, TPUP tactile guiding plates** - manufactured by OLEJÁR, spol. s r.o., Nižná Polianka 65, 086 36 Nižná Polianka, Slovakia, was classified according DIN51130, P CEN/TS 16165 (method B) into **Group R 10** during the test carried out according to DIN 51130 and can therefore be used to construct safe floors, for instance in storerooms, kitchens where food is defrosted and heated, in sanitary rooms, in rooms where packaged meat is sold, etc.); and can also be used as Group R9 (to construct safe floors, for instance in rooms for medical diagnostic equipment, massage rooms, laboratories, etc.).

The flooring also **meets the requirements** specified in Art. 4.17 of **ČSN 74 4505 Floors – Common Provisions in accordance with Article 21(2),(3) of Regulation No. 268/2009 Coll., on technical requirements for products, for floors in all apartment and dwelling rooms that must conform to the value of slipping angle of at least 6°, and it also meets the requirements for floors in the parts of structures used by the public including shopping arcades and covered passageways that must conform to the value of slipping angle of at least 10°.**

To secure the proper slip-resistant function of the flooring in conformity with the conclusion above, one has to keep the surface clean and free from excessive wear. Other properties were not subject to the tests.

END OF REPORT



M:\W\OR\207\BQ2030-051633AJ.DOC - HK

FORVALTNING, DRIFT OG VEDLIKEHOLD

Teknisk info Forbo Surestep, Safestep mf:

Teknisk informasjon

Step oppfyller kravene i EN - ISO 10582 & EN 13845

		Surestep Original Surestep Star	Surestep Wood Surestep Stone Surestep Mineral Surestep Texture	Safestep R11	Safestep R12	Safestep Aqua	Surestep Laguna	
	Total tykkelse	EN - ISO 24346	2,0 mm	2,0 mm	2,0 mm	2,0 mm	2,0 mm	
	Tykkelse på slitesjikt	EN - ISO 24340	0,7 mm	0,7 mm	0,7 mm	0,7 mm	0,7 mm	
	Offentlig - kraftig, meget kraftig	EN - ISO 10874	Klasse 34	Klasse 34	Klasse 34	Klasse 34	Klasse 34	
	Industri - vanlig, kraftig	EN - ISO 10874	Klasse 43	Klasse 43	Klasse 43	Klasse 43	Klasse 43	
	Kolleksjonsstørrelse		24 - 13	12 - 8 - 5 - 5	8	4	12	
	Rullbredde	EN - ISO 24341	2,00 m	2,00 m	2,00 m	2,00 m	2,00 m	
	Rullengde	EN - ISO 24341	20 - 27 m	20 - 27 m	20 - 27 m	20 - 27 m	20 - 27 m	
	Total vekt	EN - ISO 23997	2,75 kg/m ²	2,75 kg/m ²	2,75 kg/m ²	2,75 kg/m ²	2,75 kg/m ²	
	Dimensjonstabil	EN - ISO 23999	< 0,1%	< 0,1%	< 0,1%	< 0,1%	< 0,1%	
	Inntrykksbestandighet	EN - ISO 24343-1	≤ 0,05 mm	≤ 0,05 mm	≤ 0,05 mm	≤ 0,05 mm	≤ 0,05 mm	
	Rullende stolhjul	EN 425	Egnet	Egnet	Egnet	Egnet	Egnet	
	Bruk i våtrom	EN 13533	Ja	Nei	Ja	Ja	Ja	
	Lysbestandighet	EN - ISO 105 B-02	≥6	≥6	≥6	≥6	≥6	
	Bøyelighet	EN - ISO 24344	ø 10mm	ø 10mm	ø 10mm	ø 10mm	ø 10mm	
	Sklihemmende egenskaper	EN 13845 Annex C	ESf	ESf	ESf	ESf	ESb / ESf	
		EN 13845 Annex D 50.000 omdreiningar <10% partikler slitt bort	Klasse 34/43	Klasse 34/43	Klasse 34/43	Klasse 34/43	Klasse 34/43	Klasse 34/43
		DIN 51130	R10	R10	R11	R12	R10	R10
		Din 51097				Klasse C	Klasse B	
	Kjemisk motstand	EN-ISO 26987	Veldig bra	Veldig bra	Veldig bra	Veldig bra	Veldig bra	
	Elektrisk motstand	EN 1081 (R1)	> 1,10 ⁹ Ω	> 1,10 ⁹ Ω	> 1,10 ⁹ Ω	> 1,10 ⁹ Ω	> 1,10 ⁹ Ω	
		Step oppfyller kravene i EN 14041						EN 14041
	Brannegenskaper	EN 13501-1	B _{fl} -s1	B _{fl} -s1	B _{fl} -s1	B _{fl} -s1	B _{fl} -s1	
	Generering av kroppsspenning	EN 1815	< 2kV	< 2kV	< 2kV	< 2kV	< 2kV	
	Varmeledningsevne	EN 12524	0,25 W/mK	0,25 W/mK	0,25 W/mK	0,25 W/mK	0,25 W/mK	
	Sklihemmende egenskaper	EN 13893	DS: ≥0,30	DS: ≥0,30	DS: ≥0,30	DS: ≥0,30	DS: ≥0,30	

FORVALTNING, DRIFT OG VEDLIKEHOLD

Ved bruk av tapelim - VHB5925F:

3M VHB™ Tapes

Technical Data

October 2018

Product Description:

3M™ VHB™ Tapes provide the convenience and simplicity of a tape fastener and are ideal for use in many interior and exterior bonding applications. In many situations, they can replace rivets, spot welds, liquid adhesives and other permanent fasteners.

These 3M™ VHB™ Tapes are made with acrylic foam which is viscoelastic in nature. This gives the foam energy absorbing and stress relaxing properties which provides these tapes with their unique characteristics. The acrylic chemistry provides outstanding durability performance.

These tapes utilize a variety of specific foam, adhesive, color and release liner types to provide each product/family with specific features. These features can include adhesion to specific or a broad range of materials, conformability, high tensile strength, high shear and peel adhesion, resistance to plasticizer migration, and UL746C recognition. All 3M™ VHB™ Tapes have excellent durability and excellent solvent and moisture resistance.

The tapes included in this data page represent products most commonly used by customers. Please refer to "3M™ VHB™ Tape Specialty Tapes" technical data sheet for additional 3M™ VHB™ Tapes that may be required in special circumstances.

3M™ VHB™ Tape Products

4941 Family

This family utilizes multi-purpose acrylic adhesive on both sides of a conformable adhesive foam core. The adhesive provides excellent adhesion to a broad range of high and medium surface energy substrates including metals, glass, and a wide variety of plastics, as well as plasticized vinyl. The conformable adhesive foam core provides good contact, even with mismatched substrates. The combination of foam strength, conformability, and adhesion makes this family one of the most capable all-around 3M™ VHB™ tapes.

Tape Number	Color	Thickness in (mm)
4919F	Black	0.025 (0.6)
4926	Gray	0.015 (0.4)
4936(F)	Gray	0.025 (0.6)
4941(F)	Gray	0.045 (1.1)
4947F	Black	0.045 (1.1)
4956(F)	Gray	0.062 (1.6)
4979F	Black	0.062 (1.6)
4991	Gray	0.090 (2.3)
4991B	Black	0.090 (2.3)

5952 Family

This family utilizes modified acrylic adhesive on both sides of a very conformable adhesive foam core, providing adhesion the broadest range of substrates, including most powder coated paints.

Tape Number	Color	Thickness in (mm)
5906	Black	0.006 (0.15)
5907	Black	0.008 (0.20)
5908	Black	0.010 (0.25)
5909	Black	0.012 (0.30)
5915(P)	Black	0.016 (0.4)
5915WF	White	0.016 (0.4)
5925(P)	Black	0.025 (0.6)
5925WF	White	0.025 (0.6)
5930(P)	Black	0.032 (0.8)
5930WF	White	0.032 (0.8)
5952(P)	Black	0.045 (1.1)
5952WF	White	0.045 (1.1)
5958FR	Black	0.040 (1.0)
5962(P)	Black	0.062 (1.6)
5962WF	White	0.062 (1.6)

RP Family

This family utilizes multi-purpose acrylic adhesive on both sides of a conformable adhesive foam core. The adhesive provides good adhesion to a broad range of high and medium surface energy substrates including metals, glass, and a wide variety of plastics. The conformable adhesive foam core provides good contact, even with mismatched substrates

Tape Number	Color	Thickness in (mm)
RP16(F)	Gray	0.016 (0.4)
RP25(F)	Gray	0.025 (0.6)
RP32(F)	Gray	0.032 (0.8)
RP45(F)	Gray	0.045 (1.1)
RP62(F)	Gray	0.062 (1.6)

(P) or (F) after the product number designates that both a paper and film liner product version are available. [e.g. 4941 (paper liner) and 4941F (film liner), 5915 (film liner) and 5915P (paper liner)]. See page 2 for specific details.

- 1 -

FORVALTNING, DRIFT OG VEDLIKEHOLD

3M™ VHB™ Tapes

Typical Physical Properties

Note: The following technical information and data should be considered representative or typical only and should not be used for specification purposes.

3M™ VHB™ Tapes				Adhesive and Foam			Release Liner		
Family	Number	Color	Tape Thickness Inches (mm) Tolerance	Adhesive Type	Foam Type	Density lb/ft³ (kg/m³)	Type	Thickness Inches (mm)	Color
4941	4919F	Black	0.025 (0.6) ± 15%	Multi-Purp	Conform	45 (720)	PE Film	0.005 (0.13)	Red (printed)
	4926	Gray	0.015 (0.4) ± 15%	Multi-Purp	Conform	45 (720)	Dk Paper	0.003 (0.08)	White (printed)
	4936	Gray	0.025 (0.6) ± 15%	Multi-Purp	Conform	45 (720)	Dk Paper	0.003 (0.08)	White (printed)
	4936F	Gray	0.025 (0.6) ± 15%	Multi-Purp	Conform	45 (720)	PE Film	0.005 (0.13)	Red (printed)
	4941	Gray	0.045 (1.1) ± 10%	Multi-Purp	Conform	45 (720)	Dk Paper	0.003 (0.08)	White (printed)
	4941F	Gray	0.045 (1.1) ± 10%	Multi-Purp	Conform	45 (720)	PE Film	0.005 (0.13)	Red
	4947F	Black	0.045 (1.1) ± 10%	Multi-Purp	Conform	45 (720)	PE Film	0.005 (0.13)	Red (printed)
	4956	Gray	0.062 (1.6) ± 10%	Multi-Purp	Conform	45 (720)	Dk Paper	0.003 (0.08)	White (printed)
	4956F	Gray	0.062 (1.6) ± 10%	Multi-Purp	Conform	45 (720)	PE Film	0.005 (0.13)	Red (printed)
	4979F	Black	0.062 (1.6) ± 10%	Multi-Purp	Conform	45 (720)	PE Film	0.005 (0.13)	Red (printed)
	4991	Gray	0.090 (2.3) ± 10%	Multi-Purp	Conform	45 (720)	PE Film	0.005 (0.13)	Red (printed)
4991B	Black	0.090 (2.3) ± 10%	Multi-Purp	Conform	45 (720)	PE Film	0.005 (0.13)	Red (printed)	
5952	5906	Black	0.006 (0.15) ± 15%	Modified	Very Conf	45 (720)	PET	0.003 (0.08)	Clear
	5907	Black	0.008 (0.20) ± 15%	Modified	Very Conf	45 (720)	PET	0.003 (0.08)	Clear
	5908	Black	0.010 (0.25) ± 15%	Modified	Very Conf	45 (720)	PET	0.003 (0.08)	Clear
	5909	Black	0.012 (0.30) ± 15%	Modified	Very Conf	45 (720)	PET	0.003 (0.08)	Clear
	5915	Black	0.016 (0.4) ± 15%	Modified	Very Conf	43 (690)	PE Film	0.005 (0.13)	Red (printed)
	5915P	Black	0.016 (0.4) ± 15%	Modified	Very Conf	43 (690)	PCK Paper	0.004 (0.10)	White (printed)
	5915WF	White	0.016 (0.4) ± 15%	Modified	Very Conf	43 (690)	PE Film	0.005 (0.13)	Red (printed)
	5925	Black	0.025 (0.6) ± 15%	Modified	Very Conf	37 (590)	PE Film	0.005 (0.13)	Red (printed)
	5925P	Black	0.025 (0.6) ± 15%	Modified	Very Conf	37 (590)	PCK Paper	0.004 (0.10)	White (printed)
	5925WF	White	0.025 (0.6) ± 15%	Modified	Very Conf	37 (590)	PE Film	0.005 (0.13)	Red (printed)
	5930	Black	0.032 (0.8) ± 15%	Modified	Very Conf	37 (590)	PE Film	0.005 (0.13)	Red (printed)
	5930P	Black	0.032 (0.8) ± 15%	Modified	Very Conf	37 (590)	PCK Paper	0.004 (0.10)	White (printed)
	5930WF	White	0.032 (0.8) ± 15%	Modified	Very Conf	37 (590)	PE Film	0.005 (0.13)	Red (printed)
	5952	Black	0.045 (1.1) ± 10%	Modified	Very Conf	37 (590)	PE Film	0.005 (0.13)	Red (printed)
	5952P	Black	0.045 (1.1) ± 10%	Modified	Very Conf	37 (590)	PCK Paper	0.004 (0.10)	White (printed)
	5952WF	White	0.045 (1.1) ± 10%	Modified	Very Conf	37 (590)	PE Film	0.005 (0.13)	Red (printed)
	5958FR	Black	0.040 (1.0) ± 10%	Modified	Very Conf	50 (800)	PE Film	0.005 (0.13)	Red (printed)
5962	Black	0.062 (1.6) ± 10%	Modified	Very Conf	37 (590)	PE Film	0.005 (0.13)	Red (printed)	
5962P	Black	0.062 (1.6) ± 10%	Modified	Very Conf	37 (590)	PCK Paper	0.004 (0.10)	White (printed)	
5962WF	White	0.062 (1.6) ± 10%	Modified	Very Conf	37 (590)	PE Film	0.005 (0.13)	Red (printed)	
RP	RP16	Gray	0.016 (0.4) ± 15%	Multi-Purp	Conform	45 (720)	Dk Paper	0.003 (0.08)	White (printed)
	RP16F	Gray	0.016 (0.4) ± 15%	Multi-Purp	Conform	45 (720)	PE Film	0.005 (0.13)	Red (printed)
	RP25	Gray	0.025 (0.6) ± 15%	Multi-Purp	Conform	45 (720)	Dk Paper	0.003 (0.08)	White (printed)
	RP25F	Gray	0.025 (0.6) ± 15%	Multi-Purp	Conform	45 (720)	PE Film	0.005 (0.13)	Red (printed)
	RP32	Gray	0.032 (0.8) ± 15%	Multi-Purp	Conform	45 (720)	Dk Paper	0.003 (0.08)	White (printed)
	RP32F	Gray	0.032 (0.8) ± 15%	Multi-Purp	Conform	45 (720)	PE Film	0.005 (0.13)	Red (printed)
	RP45	Gray	0.045 (1.1) ± 10%	Multi-Purp	Conform	45 (720)	Dk Paper	0.003 (0.08)	White (printed)
	RP45F	Gray	0.045 (1.1) ± 10%	Multi-Purp	Conform	45 (720)	PE Film	0.005 (0.13)	Red (printed)
	RP62	Gray	0.062 (1.6) ± 10%	Multi-Purp	Conform	45 (720)	Dk Paper	0.003 (0.08)	White (printed)
RP62F	Gray	0.062 (1.6) ± 10%	Multi-Purp	Conform	45 (720)	PE Film	0.005 (0.13)	Red (printed)	

FORVALTNING, DRIFT OG VEDLIKEHOLD

3M™ VHB™ Tapes

Available Sizes				Maximum Roll Length		
Tape Thickness Inches (mm)	Standard Length yards (meters)	Minimum Width Inches (mm)	Maximum Width Inches (mm)	Width 1/4" up to 3/8" (6.4mm up to 9.6mm) yards (meters)	Width >3/8" up to 1/2" (>9.6mm up to 12.7mm) yards (meters)	Width 1/2" and wider (12.7mm and wider) yards (meters)
< 0.015 (0.4)	72 (65.8)	0.5 (13)	46 (1168)	N/A N/A	N/A N/A	See Note Below
0.015/0.016 (0.4)	72 (65.8)	0.25 (6)	48* (1219)	144 (131.7)	175 (160.0)	360 (329.2)
0.025 (0.6)	72 (65.8)	0.25 (6)	48* (1219)	72 (65.8)	108 (98.8)	175 (160.0)
0.032 (0.8)	72 (65.8)	0.25 (6)	48 (1219)	72 (65.8)	108 (98.8)	175 (160.0)
0.040 (1.0)	36 (32.9)	0.25 (6)	48 (1219)	72 (65.8)	108 (98.8)	144 (131.7)
0.045 (1.1)	36 (32.9)	0.25 (6)	48 (1219)	72 (65.8)	108 (98.8)	144 (131.7)
0.062 (1.6)	36 (32.9)	0.25 (6)	46 (1168)	72 (65.8)	72 (65.8)	108 (98.8)
0.090 (2.3)	36 (32.9)	0.25 (6)	46 (1168)	36 (32.9)	36 (32.9)	72 (65.8)

*Exception – 5915 (P) max. width 46 inches (1168 mm); 5925 (P) max. width 47 inches (1194 mm).

Note: 5952 family tapes thinner than 0.015 in (0.4 mm) have max. length 360 yd (329.2 m) for widths 1 in (25 mm) to 8 in (203 mm) and 180 yd (164.6 m) for all other widths.

Slitting Tolerance

Standard slitting tolerance $\pm 1/32$ inch (± 0.031 inch, ± 0.79 mm).

Precision slitting with slitting tolerance of $\pm 1/64$ inch (± 0.016 in., ± 0.41 mm) is available on select products with minimum order of full web increments.

Core Size

All products are provided on a 3 inch ID Core (76.2 mm)

Converted Parts

In addition to standard and custom roll sizes available from 3M through the distribution network, 3M™ VHB™ Tapes are also available in limitless shapes and sizes through the 3M Converter network. For additional information, contact 3M Converter Markets at 1-800-223-7427 or on the web at www.3M.com/converter.

Shelf Life

All 3M™ VHB™ Tapes have a shelf life of 24 months from date of manufacture when stored at 40°F to 100°F (4°C to 38°C) and 0-95% relative humidity. The optimum storage conditions are 72°F (22°C) and 50% relative humidity.

Performance of tapes is not projected to change even after shelf life expires; however, 3M does suggest that 3M™ VHB™ Tapes are used prior to the shelf life date whenever possible.

The manufacturing date is available on all 3M™ VHB™ Tape cores as the lot number. The lot number, typically a 4 digit code, is a Julian date (Y D D D). The first digit refers to the year of manufacture, the last 3 digits refer to the days after January 1. Example: A lot number of 9266 would translate to a date of manufacture of Sept. 22 (266th day of year) in 2009. On most products this is found as the 4 digits after the "9" following the product number. For tapes printed continuously around the core (e.g. 3M™ VHB™ Tape 5952 family) the lot number typically will be the string of 4 digits preceding the product number.

Special Cases:

Plasticized Vinyl – Plasticizers compounded in soft vinyl can migrate into adhesives and significantly change their performance characteristics. 3M™ VHB™ Tapes 4941 family has very good plasticizer resistance and adhesion to many vinyl formulations. Because of the wide variation in vinyl formulations, however, evaluation by the user must be conducted with the specific vinyl used to ensure that performance will be satisfactory over time. Problems related to plasticizer migration can often be predicted by accelerated aging of assembled parts at 150°F (66°C) for one week).

FORVALTNING, DRIFT OG VEDLIKEHOLD

3M™ VHB™ Tapes


Typical Performance Characteristics

Note: The following technical information and data should be considered representative or typical only and should not be used for specification purposes.

3M™ VHB™ Tapes				Dynamic Adhesion Performance		
Family	Product Number	Color	Thickness Inches	90° Peel Adhesion lb/in N/cm	Normal Tensile lb/in² kPa	Dynamic Overlap Shear lb/in² kPa
4941	4918F	Black	0.025	17 (30)	90 (620)	80 (550)
	4926	Gray	0.015	14 (25)	95 (660)	90 (620)
	4936(F)	Gray	0.025	17 (30)	90 (620)	80 (550)
	4941(F)	Gray	0.045	22 (39)	85 (590)	70 (480)
	4947F	Black	0.045	22 (39)	85 (590)	70 (480)
	4956(F)	Gray	0.062	22 (39)	80 (550)	70 (480)
	4978F	Black	0.062	22 (39)	80 (550)	70 (480)
	4991	Gray	0.090	22 (39)	70 (480)	65 (450)
	4991B	Black	0.090	22 (39)	70 (480)	65 (450)
	5952	5906	Black	0.006	9 (16)	100 (690)
5907		Black	0.008	10 (18)	100 (690)	100 (690)
5908		Black	0.010	12 (21)	100 (690)	100 (690)
5909		Black	0.012	12 (21)	100 (690)	100 (690)
5915(F)		Black	0.016	14 (25)	90 (620)	90 (620)
5915WF		White	0.016	14 (25)	90 (620)	90 (620)
5925(F)		Black	0.025	17 (30)	90 (620)	90 (620)
5925WF		White	0.025	17 (30)	90 (620)	90 (620)
5930(F)		White	0.032	19 (33)	90 (620)	85 (590)
5930WF		Black	0.032	19 (33)	90 (620)	85 (590)
5952(F)		Black	0.045	22 (39)	90 (620)	80 (550)
5952WF		White	0.045	22 (39)	90 (620)	80 (550)
5958FR		Black	0.040	20 (35)	100 (690)	100 (690)
5962(F)		Black	0.062	22 (39)	90 (620)	80 (550)
5962WF		White	0.062	22 (39)	90 (620)	80 (550)
RP		RP16(F)	Gray	0.016	12 (21)	95 (660)
	RP25(F)	Gray	0.025	17 (30)	90 (620)	80 (550)
	RP32(F)	Gray	0.032	18 (32)	85 (590)	75 (520)
	RP45(F)	Gray	0.045	20 (35)	85 (590)	70 (480)
	RP62(F)	Gray	0.062	20 (35)	80 (550)	70 (480)

 90° Peel Adhesion - Based on ASTM D3330 - To stainless steel, room temperature, jaw speed 12 in/min (304.8 mm/min). Average force to remove is measured. 72 hour dwell.

 Normal Tensile (T-Block Tensile) - ASTM D-897 - To aluminum, room temperature, 1 in² (6.45 cm²), jaw speed 2 in/min (50.8 mm/min) Peak force to separate is measured. 72 hour dwell.

 Dynamic Overlap Shear - ASTM D-1002 - To stainless steel, room temperature, 1 in² (6.45 cm²), jaw speed 0.5 in/min (12.7 mm/min) Peak force to separate is measured. 72 hour dwell.

FORVALTNING, DRIFT OG VEDLIKEHOLD

3M™ VHB™ Tapes

Typical Performance Characteristics

Note: The following technical information and data should be considered representative or typical only and should not be used for specification purposes.

3M™ VHB™ Tapes				Static Shear				Temperature Tolerance	
Family	Product Number	Color	Thickness Inches	72°F (22°C)	150°F (66°C)	200°F (93°C)	250°F (121°C)	Short Term (Minutes, Hours) °F (°C)	Long Term (Days, Weeks) °F (°C)
4941	4919F	Black	0.025	1000	500	500		300 (149)	200 (93)
	4926	Gray	0.015	1000	500	500		300 (149)	200 (93)
	4936(F)	Gray	0.025	1000	500	500		300 (149)	200 (93)
	4941(F)	Gray	0.045	1000	500	500		300 (149)	200 (93)
	4947F	Black	0.045	1000	500	500		300 (149)	200 (93)
	4956(F)	Gray	0.062	1000	500	500		300 (149)	200 (93)
	4979F	Black	0.062	1000	500	500		300 (149)	200 (93)
	4991	Gray	0.090	1000	500	500		250 (121)	200 (93)
	4991B	Black	0.090	1000	500	500		250 (121)	200 (93)
5952	5906	Black	0.006	1000	500	500	250	300 (149)	250 (121)
	5907	Black	0.008	1000	500	500	250	300 (149)	250 (121)
	5908	Black	0.010	1000	500	500	250	300 (149)	250 (121)
	5909	Black	0.012	1000	500	500	250	300 (149)	250 (121)
	5915(P)	Black	0.016	1000	500	500	250	300 (149)	250 (121)
	5915WF	White	0.016	1000	500	500	250	300 (149)	250 (121)
	5925(P)	Black	0.025	1000	500	500	250	300 (149)	250 (121)
	5925WF	Black	0.032	1000	500	500	250	300 (149)	250 (121)
	5930(P)	Black	0.032	1000	500	500	250	300 (149)	250 (121)
	5930WF	White	0.032	1000	500	500	250	300 (149)	250 (121)
	5952(P)	Black	0.045	1000	500	500	250	300 (149)	250 (121)
	5952WF	White	0.045	1000	500	500	250	300 (149)	250 (121)
	5958FR	Black	0.040	1000	350	250		300 (149)	200 (93)
	5962(P)	Black	0.062	1000	500	500	250	300 (149)	250 (121)
5962WF	White	0.062	1000	500	500	250	300 (149)	250 (121)	
RP	RP16(F)	Gray	0.016	1000	500	500		250 (121)	200 (93)
	RP25(F)	Gray	0.025	1000	500	500		250 (121)	200 (93)
	RP32(F)	Gray	0.032	1000	500	500		250 (121)	200 (93)
	RP45(F)	Gray	0.045	1000	500	500		250 (121)	200 (93)
	RP62(F)	Gray	0.062	1000	500	500		250 (121)	200 (93)



Static Shear - ASTM D3854 - To stainless steel, tested at various temperatures and gram loadings. 0.5 in² (3.23 cm²). Will hold listed weight for 10,000 minutes (approximately 7 days). Conversion: 1500 g/0.5 in² equals 6.6 lb/in²; 500 g/0.5 in² = 2.2 lb/in².

Short Term Temperature Tolerance - No change in room temperature dynamic shear properties following 4 hours conditioning at indicated temperature with 100 g/static load. (Represents minutes, hours in a process type temperature exposure).

Long Term Temperature Tolerance - Maximum temperature where tape supports at least 250 g load per 0.5 in² in static shear for 10,000 minutes. (Represents continuous exposure for days or weeks).

FORVALTNING, DRIFT OG VEDLIKEHOLD

3M™ VHB™ Tapes

Additional Typical Performance Characteristics

Note: The following technical information and data should be considered representative or typical only and should not be used for specification purposes.

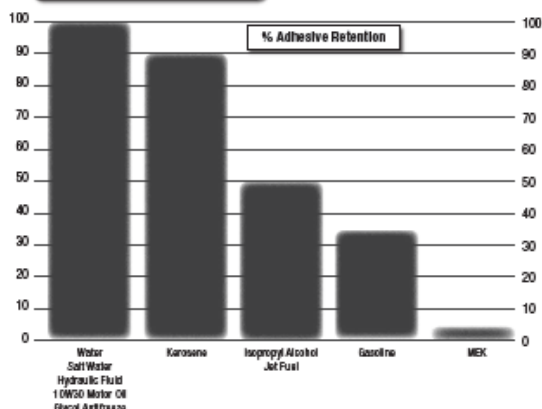
	3M™ VHB™ Tape 4941 5952		Units	Test Standard
Dielectric Constant	2.29 1.99	2.14 1.95	at 1 kHz at 1MHz	ASTM D150 ASTM D150
Dissipation Factor	0.0245 0.0374	0.0065 0.0506	at 1 kHz at 1MHz	ASTM D150 ASTM D150
Dielectric Breakdown Strength	14 (360)	18 (455)	V/μm (V/mil)	ASTM D140
Thermal Conductivity (k value)	0.08 (0.5)	0.05 (0.4)	W/mK (BTU•in/ft²•°F)	
Volume Resistivity	2.1 x 10 ¹⁴	2.5 x 10 ¹⁴	Ω-cm	ASTM D257
Surface Resistivity	2.7 x 10 ¹⁴	>10 ¹⁵	Ω/sq	ASTM D257
Water Vapor Transmission Rate	25.6	37.1	g/m²•day	ASTM F1249 at 38°C/100% RH
Thermal Properties of Modeling				
Thermal Coefficient of Expansion	180 (100)		10 ⁻⁴ m/m°C (10 ⁻⁴ in/in°F)	
Shear Modulus (at 25°C, 1 Hz)	3 x 10 ⁹		Pa	

3M™ VHB™ Tapes UL746C Listings - File MH 17478 Category 000W2 Component - Polymeric Adhesive Systems, Electrical Equipment

3M™ VHB™ Tapes/ Product Families	Substrates	Temperature Rating Minimum Maximum
4919F, 4926, 4934, 4938F, 4941, 4941F, 4947F, 4956, 4959F, 4979F	Ceramic Aluminum, Galvanized Steel, Stainless Steel, Enamelled Steel, Nickel Coated ABS, Glass (with or without Silane Coating) PVC, Glass/Epoxy, PBT, Polycarbonate, Acrylic/Polyurethane Paint, Polyester Paint	-35°C 110°C -35°C 90°C
4991	ABS Polycarbonate, Aluminum, Acrylic/ Polyurethane Paint, Polyester Paint	-35°C 75°C -35°C 90°C
5915, 5915P, 5915WF, 5925, 5925P, 5925WF, 5930, 5930P, 5930WF, 5952, 5952P, 5952WF, 5962, 5962P, 5962WF	Polycarbonate, Primer 94 Coated Polycarbonate, Aluminum, Acrylic/ Polyurethane Paint, Galvanized Steel, Polyester Paint, Epoxy Paint, Silane Coated Glass, Uncoated Glass, Stainless Steel, Enamelled Steel, Glass Epoxy, Polybutylene Terephthalate, Nylon, Polyphenylene Ether (PPE), Acrylic	-35°C 90°C
5952, 5952P, 5952WF	Rigid PVC, ABS	-35°C 75°C
5952, 5952P, 5952WF	Cellulose Acetate Butyrate	-35°C 90°C
RP16	Aluminum, Silane Coated Glass	-35°C 90°C
RP16, RP25, RP32, RP45, RP62	PVC, ABS Galvanized Steel, Enamelled Steel, Nylon, Polycarbonate, Glass Epoxy, Phenolic, PPE/PS Blend, PBT, Epoxy Paint, Polyester Paint, Adhesion Promoter 111 Coated Epoxy Paint, Acrylic Urethane Paint, Epoxy/ Polyester Paint	-35°C 75°C -35°C 90°C
RP62	Stainless Steel, Glass, Acrylic PVC, ABS	-35°C 90°C -35°C 75°C

A current list can be found at www.ul.com (select certifications, search file MH17478)

Solvent and Fuel Resistance



Test Method

- Tape between stainless steel and aluminum foil
- 72 hours dwell at room temperature
- Solvent Immersion for 72 hours
- Test within 45 minutes after removing from solvent
- 90° peel angle
- 12 in/min rate of peel
- Peel adhesion compared to control

Note: Continuous submersion in chemical solutions is not recommended. The above information is presented to show that occasional chemical contact should not be detrimental to tape performance in most applications in ordinary use.

Burn Characteristics 3M™ VHB™ Tape 5958FR

- Meets FAR 25.853 (a) 12 second vertical burn, Appendix F, Part I (a)(ii)
- Meets NBS Smoking Density (ASTM F814/E662)
- Meets Toxicity (Dräger Tube ABD0031, AITM 3.0005)

FORVALTNING, DRIFT OG VEDLIKEHOLD

3M™ VHB™ Tapes

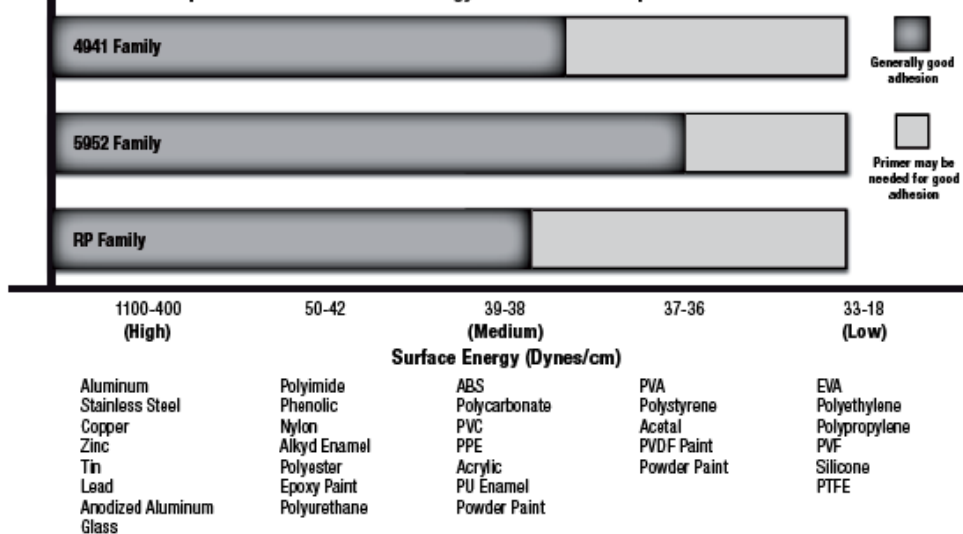
Design and Tape Selection Considerations

- **Choose the right tape for the substrate:** Adhesives must flow onto the substrate surfaces in order to achieve intimate contact area and allow the molecular force of attraction to develop. The degree of flow of the adhesive on the substrate is largely determined by the surface energy of the substrate.



This illustration demonstrates the effect of surface energy on adhesive interfacial contact. High surface energy materials draw the adhesive closer for high bond strength.

Relationship of Adhesion and Surface Energy for 3M™ VHB™ Tape Adhesive Families



NOTES: There are a wide variety of formulations, surfaces finishes and surface treatments available on substrate materials which can affect adhesion. This chart is intended to provide only a rough estimate of the adhesion levels which can be expected on some common materials relative to a reference surface such as aluminum. Foam type can affect and/or limit maximum adhesive strength.

- **Use the right tape thickness:** The necessary thickness of tape depends on the rigidity of substrates and their flatness irregularity. While the 3M™ VHB™ Tapes will conform to a certain amount of irregularity, they will not flow to fill gaps between the materials. For bonding rigid materials with normal flatness, consider use of tapes with thickness of 45 mils (1.1 mm) or greater. As the substrate flexibility increases thinner tapes can be considered.
- **Use the right amount of tape:** Because 3M™ VHB™ Tapes are viscoelastic by nature their strength and stiffness is a function of the rate at which they are stressed. They behave stronger with relatively faster rate of stress load (dynamic stresses) and will tend to show creep behavior with stress load acting over a long period of time (static stresses). As a general rule, for static loads, approximately four square inches of tape should be used for each pound (57 cm² of tape per kg) of weight to be supported in order to prevent excessive creep. For dynamic loads, the dynamic performance characteristics provided on page 4 should be useful, factoring in the appropriate safety factors.
- **Allow for thermal expansion/contraction:** 3M™ VHB™ Tapes can perform well in applications where two bonded surfaces may expand and contract differentially. Assuming good adhesion to the substrates, the tapes can typically tolerate differential movement in the shear plane up to 3 times their thickness.
- **Bond Flexibility:** While an advantage for many applications where allowing differential movement is a benefit, the tape bonds are typically more flexible than alternative bonding methods. Suitable design modifications or periodic use of rigid fasteners or adhesives may be needed if additional stiffness is required.
- **Severe Cold Temperature:** Applications which require performance at severe cold temperatures must be thoroughly evaluated by the user if the intended use will subject the tape product to high impact stresses. A technical bulletin "3M™ VHB™ Tape Cold Temperature Performance" (70-0707-3991-0) is available for additional information.

- 7 -

FORVALTNING, DRIFT OG VEDLIKEHOLD

3M™ VHB™ Tapes

Application Techniques

- **Clean:** Most substrates are best prepared by cleaning with a 50:50 mixture of isopropyl alcohol (IPA*) and water prior to applying 3M™ VHB™ Tapes.

Exceptions to the general procedure that may require additional surface preparation include:

- **Heavy Oils:** A degreaser or solvent-based cleaner may be required to remove heavy oil or grease from a surface and should be followed by cleaning with IPA/water.
- **Abrasion:** Abrading a surface, followed by cleaning with IPA/water, can remove heavy dirt or oxidation and can increase surface area to improve adhesion.
- **Adhesion Promoters:** Priming a surface can significantly improve initial and ultimate adhesion to many materials such as plastics and paints.
- **Porous surfaces:** Most porous and fibred materials such as wood, particleboard, concrete, etc. need to be sealed to provide a unified surface.
- **Unique Materials:** Special surface preparation may be needed for glass and glass-like materials, copper and copper containing metals, and plastics or rubber that contain components that migrate (e.g. plasticizers).

Refer to 3M Technical Bulletin "Surface Preparation for 3M™ VHB™ Tape Applications" for additional details and suggestions. (70-0704-8701-5)

***Note:** These cleaner solutions contain greater than 250 g/l of volatile organic compounds (VOC). Please consult your local Air Quality Regulations to be sure the cleaner is compliant. When using solvents, be sure to follow the manufacturer's precautions and directions for use when handling such materials.

- **Pressure:** Bond strength is dependent upon the amount of adhesive-to-surface contact developed. Firm application pressure develops better adhesive contact and helps improve bond strength. Typically, good surface contact can be attained by applying enough pressure to insure that the tape experiences approximately 15 psi (100 kPa) pressure. Either roller or platen pressure can be used. Note that rigid surfaces may require 2 or 3 times that much pressure to make the tape experience 15 psi.

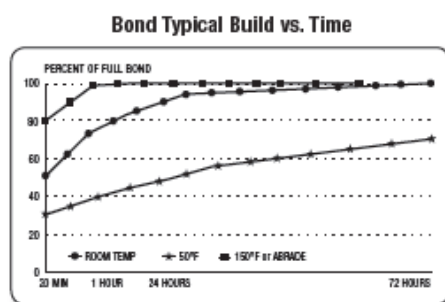
- **Temperature:** Ideal application temperature range is 70°F to 100°F (21°C to 38°C). Pressure sensitive adhesives use viscous flow to achieve substrate contact area. Minimum suggested application temperatures:

- 50°F (10°C): 3M™ VHB™ Tapes 5952 and RP families.
- 60°F (15°C): 3M™ VHB™ Tape 4941 family.

Note: Initial tape application to surfaces at temperatures below these suggested minimums is not recommended because the adhesive becomes too firm to adhere readily. However, once properly applied, low temperature holding is generally satisfactory.

To obtain good performance with all 3M™ VHB™ Tapes, it is important to ensure that the surfaces are dry and free of condensed moisture.

- **Time:** After application, the bond strength will increase as the adhesive flows onto the surface (also referred to as "wet out"). At room temperature approximately 50% of ultimate bond strength will be achieved after 20 minutes, 90% after 24 hours and 100% after 72 hours. This flow is faster at higher temperatures and slower at lower temperatures. Ultimate bond strength can be achieved more quickly (and in some cases bond strength can be increased) by exposure of the bond to elevated temperatures (e.g. 150°F [66°C] for 1 hour). This can provide better adhesive wetout onto the substrates. Abrasion of the surfaces or the use of primers/ adhesion promoters can also have the effect of increasing bond strength and achieving ultimate bond strength more quickly.



FORVALTNING, DRIFT OG VEDLIKEHOLD

3M™ VHB™ Tapes

Technical Information	The technical information, guidance, and other statements contained in this document or otherwise provided by 3M are based upon records, tests, or experience that 3M believes to be reliable, but the accuracy, completeness, and representative nature of such information is not guaranteed. Such information is intended for people with knowledge and technical skills sufficient to assess and apply their own informed judgment to the information. No license under any 3M or third party intellectual property rights is granted or implied with this information.
Product Selection and Use	Many factors beyond 3M's control and uniquely within user's knowledge and control can affect the use and performance of a 3M product in a particular application. As a result, customer is solely responsible for evaluating the product and determining whether it is appropriate and suitable for customer's application, including conducting a workplace hazard assessment and reviewing all applicable regulations and standards (e.g., OSHA, ANSI, etc.). Failure to properly evaluate, select, and use a 3M product and appropriate safety products, or to meet all applicable safety regulations, may result in injury, sickness, death, and/or harm to property.
Warranty, Limited Remedy, and Disclaimer	3M warrants for 24 months from the date of manufacture that 3M™ VHB™ Tape will be free of defects in material and manufacture. 3M MAKES NO OTHER WARRANTIES OR CONDITIONS, EXPRESS OR IMPLIED, INCLUDING, BUT NOT LIMITED TO, ANY IMPLIED WARRANTY OR CONDITION OF MERCHANTABILITY, FITNESS FOR A PARTICULAR PURPOSE, OR ARISING OUT OF A COURSE OF DEALING, CUSTOM, OR USAGE OF TRADE. This warranty does not cover damage resulting from the use or inability to use 3M™ VHB™ Tape due to misuse, workmanship in application, or application or storage not in accordance with 3M recommended procedures (except to the extent 3M approves and issues a specific application warranty, for which the customer must apply, receive 3M approval, and meet all applicable warranty and process requirements, the additional details, terms, and conditions of which are available from 3M). If a 3M product does not conform to this warranty, then the sole and exclusive remedy is, at 3M's option, replacement of the 3M product or refund of the purchase price.
Limitation of Liability	Except for the limited remedy stated above, and except to the extent prohibited by law, 3M will not be liable for any loss or damage arising from or related to the 3M product, whether direct, indirect, special, incidental, or consequential (including, but not limited to, lost profits or business opportunity), regardless of the legal or equitable theory asserted, including, but not limited to, warranty, contract, negligence, or strict liability.

ISO 9001

This Industrial Adhesives and Tapes Division product was manufactured under a 3M quality system registered to ISO 9001 standards.



Industrial Adhesives and Tapes Division
3M Center, Building 225-3S-06
St. Paul, MN 55144-1000
800-362-3550 • 877-369-2923 (Fax)
www.3M.com/vhb

3M and VHB are trademarks of 3M Company.
Printed in U.S.A.
©3M 2018 70070930637 (10/18)

- 9 -

Synshjelpemidler AS

Sporveisgata 10, 0354 Oslo, tlf: 23215555
Mail: universell-support@synshjelpemidler.no
Det er ikke tillatt å endre innholds tekst uten skriftlig godkjenning fra leverandør



Synshjelpemidler AS
Norges Blindeforbund

3M VHB™ GPH Series

Product Data Sheet

February 2017
Supersedes: August 2016

Product Description 3M™ VHB™ GPH Series, a general purpose, high temperature, grey conformable double coated acrylic foam tape with a high initial tack and a soft foam. Available in three different thicknesses with a 3M branded red siliconised polyethylene film liner.

Key Features

- Double coated acrylic foam tape
- 100 % closed cell acrylic foam
- High temperature performance (short term 230 °C)
- Good balance of high temperature and peel & shear performance
- High initial tack
- Soft foam enables stress relaxation & an easy application
- Good sealing properties
- For indoor and outdoor applications

Applications & Benefits

- Its temperature performance enables bonding of materials in applications with high operating temperatures such as prior to processing in a powder coating line
- Capability to bond to a variety of substrates makes it a good fit for multi material bonding - those substrates have a high or medium surface energy including many metals (e.g. stainless steel) and plastics (e.g. Polyamide, PMMA, ABS)
- For applications in metal working, signage, appliances and specialty vehicle

Physical Properties

	GPH-060GF	GPH-110GF	GPH-160GF
Adhesive Type	Acrylic foam adhesive		
Thickness acc. to ASTM D-3852	0.60 mm	1.10 mm	1.60 mm
Foam Density	710 kg/m ³		
Release Liner	3M branded red siliconised polyethylene film		
Tape Colour	Grey		

FORVALTNING, DRIFT OG VEDLIKEHOLD

Performance Characteristics

Type	GPH-060GF	GPH-110GF	GPH-160GF
90 ° Peel adhesion to Stainless Steel acc. to ASTM D3330, 90° peel angle @ RT, after 72h @ RT dwell	25 N/cm	37 N/cm	34 N/cm
90 ° Peel adhesion to PA6 acc. to ASTM D3330, 90° peel angle @ RT, after 72h @ RT dwell	33 N/cm	48 N/cm	55 N/cm
90 ° Peel adhesion to ABS acc. to ASTM D3330, 90° peel angle @ RT, after 72h @ RT dwell	21 N/cm	33 N/cm	32 N/cm
90 ° Peel adhesion to PMMA acc. to ASTM D3330, 90° peel angle @ RT, after 72h @ RT dwell	21 N/cm	34 N/cm	37 N/cm
Dynamic Shear acc. to ASTM D1002 on stainless steel, after 72h @ RT dwell	547 N/6.54 cm ²	476 N/6.54 cm ²	375 N/6.54 cm ²
Static Shear Strength acc. to ASTM D3854, after 72h @ RT dwell (Weight held for 10.000 minutes to stainless steel, 3.32cm ² (0.5in ²))	23 °C - 1000 g 150 °C - 500 g		
Normal Tensile (T-Block) acc. to ASTM D897 to Aluminium @ RT, after 72h @ RT dwell, 6.45 cm ² , test speed 50 mm/min	410 N/6.54 cm ²	439 N/6.54 cm ²	470 N/6.54 cm ²
Temperature Performance	Short term (minutes, hours): 230 °C Long term (days, weeks): 150 °C		

Application Temperature

Ideal application temperature range is 21 °C to 38 °C. Pressure sensitive adhesives use viscous flow to achieve substrate contact area. To obtain good performance with all 3M™ VHB™ Tapes, it is important to ensure that the surfaces are clean, dry and free of condensed moisture.

Shelf Life

24 months from date of production when stored at 16 °C – 25 °C and 40-65 % relative humidity. Performance of tapes is not projected to change even after shelf life expires; however, 3M does suggest that 3M™ VHB™ Tapes are used prior to the shelf life date whenever possible.

FORVALTNING, DRIFT OG VEDLIKEHOLD

VHB™ GPH Series
February 2017

Important Notice

All statements, technical information and recommendations contained in this document are based upon tests or experience that 3M believes are reliable. However, many factors beyond 3M's control can affect the use and performance of a 3M product in a particular application, including the conditions under which the product is used and the time and environmental conditions in which the product is expected to perform. Since these factors are uniquely within the user's knowledge and control, it is essential that the user evaluate the 3M product to determine whether it is fit for a particular purpose and suitable for the user's method or application. All questions of liability relating to this product are governed by the terms of the sale subject, where applicable, to the prevailing law.

Values presented have been determined by standard test methods and are average values not to be used for specification purposes. Our recommendations on the use of our products are based on tests believed to be reliable but we would ask that you conduct your own tests to determine their suitability for your applications. This is because 3M cannot accept any responsibility or liability direct or consequential for loss or damage caused as a result of our recommendations.




3M and VHB are trademarks of the 3M Company

3M Svenska AB Industri Bollstanäsvägen 3 191 89 Sollentuna Tel: 08-92 21 00 Fax: 08-92 22 88 E-post: kundservice@mmm.co www.3M.se/tejp	3M a/s Industri Hannemanns Allé 53 2300 København S Tlf.: 43 48 01 00 Fax.: 43 20 15 65 E-mail: dkindustri@mmm.co www.3Mindustri.dk	3M Norge AS Avd. Industri Hvamveien 6 2013 Skjetten Tel: 0 63 84 Fax: 63 84 17 88 E-post: Kundeservice@mmm.co www.3M.no/tape	Suomen 3M Oy Teollisuustuotteet PL 600 Keilaranta 6 02151 Espoo Puh: 09-525 21 Fax: 09-525 2279 www.3M.fi/teollisuus
--	---	---	---






FORVALTNING, DRIFT OG VEDLIKEHOLD

Stål opprinnelses sertifikat: (andre metaller kan skaffes ved behov)

		BILL CERTIFICATE BS EN 10204/3.1 CERTIFICAT DE RECEPTION NF EN 10204/3.1 ABNAHMEPRUEFZEUGNIS DIN EN 10204/3.1		N-Nr-N 2130012974-01 V01	
Correspondence: Aperam Genk Sylvainmijerweg 5, Poort Genk 7523 3600 Genk, Belgium Tel. +32 (0)89 30 21 11		Certified acc.PED 2014/68/EU Annex 1 4.3 by Certification Body 0036 of TÜV SÜD Industrie Service GmbH with cert.No.:3142007MUC. Renounced of counter signature agreed by TÜV SÜD (9/5/2007) Approved acc.AD 2000-IdentiStat Wd/FRD 100 by TÜV SÜD Industrie Service GmbH. Confirmation letter: from TÜV SÜD Industrie Service GmbH of 07/05/2010 about the uniformity of coils acc. AD2000 W2 4.1.1			
Manufacturer's works order number N° de la commande usine production Werksauftragsnummer 80656629/07-61675/013/07		Surveyor's mark Cachet de l'expert Stempel des Werkstoffverständigen 		Purchaser's order number N° de commande client Kundenbestellnummer	
Product - Produit - Erzeugnis COIL, COLD ROLLED, SHOT-BLASTED, UNTRIMMED COIL, LAMINE A FROID, GRENAILLE, DIVES BRUTES COIL, KALTROLWALZT, GESTRAHLT, UNBEREINIGT		Customer article number N° article client Artikelnummer des Kunden			
Steel designation Désignation de l'acier Stahlspezifikation EN 10028-7-2016 1.4404 / 1.4401 EN 10088-2-2014 1.4404 / 1.4401 ASTM A 240-2019 TYPE 316L / 316 ASME SA 240-2019 TYPE 316L / 316 EN 10088-4-2019 1.4404 / 1.4401		Finish Présentation Anlieferung 2E 2E NO 1 NO 1 2E		Product delivery condition Etat de livraison du produit - Lieferzustand Solution Annealing Hypertemp Lösungsgehit 1050 °C	
NACE MR 015 / ISO 15156-1 / ISO 15156-3 / MATERIAL MERCURY FREE / CHEMICAL AND MECHANICAL VALUES COMPLY TO NORSKOR N-550 MDS 500(116L) Ø ASTM A88 / A4206 - ASME CODE SECT. II PA - MAT MERCURY FREE / CRDL TEST: ASTM A301-E: OK		Any supplementary requirements Prescriptions supplémentaires - Zusätzliche Anforderungen		Forced air-water/air forced-air Gebläse Luft-Wasser	
Identification of the product Identification de produit - Identifizierung des Erzeugnisses MELTED IN BELGIUM, MADE IN BELGIUM		Dimensions Dimensions - Abmessungen Thickness Epaisseur - Stärke 4.00 mm		Number of pieces Nb de pièces - Stückzahl 1	
Coil n. N.Baue - Baue Nr. 04808542		Heat n. N.Caude - Schmelz Nr. 048085		Length Longueur - Länge 1500.00 mm	
Net weight Poids net - netto Gewicht 19370 KG		CHEMICAL ANALYSIS - ANALYSE CHIMIQUE - CHEMISCHE ZUSAMMENSETZUNG			
Required - Exigé - Sormi Anlieferung - %maxi		C 0.030 Si 0.75 Mn 2.60 Ni 10.00 Cr 16.50 Mo 2.00 Ti 0.100 N 0.015 S 0.015 P 0.015 Cu Co			
Cast Analysis Analyse coteux Analyse Schmelze		C 0.023 Si 0.49 Mn 1.25 Ni 10.05 Cr 16.69 Mo 2.17 Ti 0.030 N 0.002 S 0.031 P 0.37 Cu Co			
Positive material identification carried out: OK Tests de vérification de la conformité de la marque fournis: OK Verwechslungsprüfung wurde durchgeführt: OK		C04		C03	
Location (1)		MECHANICAL PROPERTIES - PROPRIETES MECANQUES - MECHANISCHE WERTE EN ISO 6892-1 B / A-SA 370		Test temperature (°C):	
Direction (2)		Yield or proof strength Limite d'élasticité Dehnungseiz MPa		Tensile strength Résistance à la traction Zugfestigkeit MPa	
Required Exigé Anlieferung		Rp0.2% Rp1%		Rm	
min maxi		240 270		530 680	
Obtained Obten Ergebnis		298 338		606	
Impact strength test Essai de résilience Kerbschlagzähigkeit		Comosion test Test de corrosion Korrosionstest		E0.2(T)(F) %	
C40		EN ISO 36512 - A:OK		49	
C42		D51		C50 C51 C52 C53 C54 C55 C56	
Location of the sample (1) Emplacement de l'échantillon Lage des Probenabschnittes 1. Front - Dilat - Anfang 2. Back - Fin - Ende 3. Middle - Milieu - Mitte		The delivery is in accordance with the order La livraison est conforme aux exigences de la commande Die Lieferung entspricht den Bestellbedingungen		Organisation inspection Organisation et service contrôls Überwachungsabteilung	
Direction of the test pieces (2) Orientation des éprouvettes Probeorientierung T: Transverse - Travers - Quer L: Longitudinal - Long - Längs		Packing list Avis d'expédition Lieferlistennummer 2021033393-20076		Quality Department 25/3/2021 The inspector Le responsable Der Werkstoffverständige  D. Raemaekers	



This to declare that the material as described in here as been out to:
 Platto CES.316L F1 35,000X4,000 Length: 4050,000
 and remarked with steelgrade, heat n°, workinspector's stamp CC

FORVALTNING, DRIFT OG VEDLIKEHOLD

		MILL. CERTIFICATE BS EN 10204/3.1 CERTIFICAT DE RECEPTION NF EN 10204/3.1 ABNAHMEPRUEFZEUGNIS DIN EN 10204.3.1		N-Nr-N 2110012974-CE V01												
Correspondence address: Aperam Gmbh Swienowijerweg 5, Poort Creek 7523 3600 Geuk, Belgium Tel. +32 (0)89 50 21 11		Factory Production Control - certified by TÜV SÜD Industrie Service GmbH with certificate nr 6036-CPR-M-043-2011. In compliance with the Construction Product Regulation Nr 303/2011/EU.														
Manufacturer's works order number N° de la commande usine productrice Werksauftragsnummer 80656629/07-61675/013/07		Surveyor's mark Cachet de l'expert Stempel des Werkbeauftragten 	Purchaser and/or consignee Client et/ou destinataire Besteller und/oder Empfänger	Purchaser's order number N° de commande client Kundenbestellnummer												
Product - Produit - Erzeugnis COIL, COLD ROLLED, SHOT-BLASTED, UNTRIMMED COIL, LAMINE A FROID, GRÈNEAILE, RIVES BRUTES COIL, KALTGEWALZT, GESTRAHLT, UNBESAUJMT				Customer article number N° article client Artikelnummer des Kunden												
Steel designation Désignation de l'acier Stahlspezifikation EN 10088-4 2009 1.4004/1.4401		Finish Présentation Auslieferung 2E	Steelmaking process Méthode d'élaboration de l'acier - Stahlerstellungverfahren Prod. process: Electric arc furnace - VOD/AOD - Continuous casting Proc. fabric.: Four à arc - VOD/AOD - Coulée continue Fertigungsablauf: Elektro-Ofen - VOD/AOD - Stranggießanlage	Product delivery condition Etat de livraison du produit - Lieferzustand Solution Annealing Flussspröcung Lösungsglühen 1050 °C Forced air-water/air forced-air Gebläse Luft-Wasser												
Identification of the product Identification du produit - Identifizierung des Erzeugnisses MELTED IN BELGIUM, MADE IN BELGIUM		Dimensions Dimensions - Abmessungen		Number of pieces Nb de pièces - Stückzahl 1												
Coil n. N.Bobine - Band Nr. 04808542	Heat n. N.Caillée - Schmelz Nr. 048085	Thickness Epaisseur - Stärke 4.00 mm	Width Largeur - Breite 1500.00 mm	Length Longueur - Länge	Net weight Poids net - netto-Gewicht 19370 KG											
CHEMICAL ANALYSIS - ANALYSE CHIMIQUE - CHEMISCHE ZUSAMMENSETZUNG																
	C	Si	Mn	Ni	Cr	Mo	Ti	N	S	P	Cu	Co				
Required - Exigé - Saisit	0.030	0.75	2.00	10.00	16.50	2.00		0.100	0.015	0.045						
Cast Analysis Analyse coulée Analyse Schmelze	0.023	0.49	1.25	10.05	16.69	2.17		0.030	0.002	0.055	0.37	0.245				
Positive material identification carried out : OK Tests de vérification de la conformité de la nuance fournie : OK Verwechslungsprüfung wurde durchgeführt : OK	C71	C72	C73	C74	C75	C76	C77	C78	C79	C80	C81	C82	C83	C84	C85	C86
Location (1) Reom temperature - Température ambiante - Raumtemperatur		MECHANICAL PROPERTIES - PROPRIÉTÉS MÉCANIQUES - MECHANISCHE WERTE EN ISO 6892-1 B / A-SA 370				Test temperature (°C) :										
Direction (2) Required Exigé Anforderung		Yield or proof strength Limite d'élasticité Dehnsgrenze MPa		Tensile Strength Résistance à la traction Zugfestigkeit MPa		Elongation after fracture Allongement après rupt. Bruchdehnung %		Hardness Dureté Hazote		Yield or proof strength Limite d'élasticité Dehnsgrenze MPa		Tensile str. Résist. MPa Zugfestigkeit		Elongation % Allongement Bruchdehnung		
1 T		Rp0.2% 240		Rp1% 270		Rm 530 600		A5 40 50mm 40		HRBW 95		Rp0.2% Rp1% Rm		A5		
Obtained Obtenu Ergebnisse		298		338		606		53 52		80		C11 C14 C12 C13 C15 C81 C16 C17 C18 C19				
Impact strength test Essai de résilience Kerbschlagzähigkeitstest		Corrosion test Test de corrosion Korrosionstest		EN ISO 3651/2 - A:OK		DD(CT)/R(CT) % -19		C50 C51 C52 C53		C54 C55		C56 C57		C58 C59		
Location of the sample (1) Emplacement de l'échantillon Lage des Probeabnehmer		The delivery is in accordance with the order La fourniture est conforme aux exigences de la commande Die Lieferung entspricht den Bestellbedingungen		Packing list Avis d'expédition Lieferscheinnummer 2021033393-20076		Originator inspection Originaire et/ou service contrôlé Überwachungsbeleg		Quality Department 25/3/2021 The inspector Le responsable Der Werkbeauftragte 		A: B: C: D:		C61 C62 C63 C64 C65 C66 C67		A05 A10 D01		
Direction of the test pieces (2) Orientation des éprouvettes Probenrichtung		Marking, inspection and measurement : without objection Contrôle de marquage, aspect et de dimensions : satisfaisant Pruefung der Stempelung, des Oberflächenzustandes und der Abmessungen : ohne Beanstandung														

This to declare that the material as described in here as been cut to :
 Platto CES.316L F1 35,000X4,000 Length: 4050,000
 and remarked with steelgrade, heat n°, workinspector's stamp CC

FORVALTNING, DRIFT OG VEDLIKEHOLD

	Annex to certificate 21K0012974-01 V01 Annexe du CCPU Anlage zum Zeugnis		Certificate CCPU - Zeugnis 21K0012974-CE V01	
	Certificate of Production Control Number Numéro du certificat de contrôle de la production Zugriffsnummer von Produktionskontrolle 8036-CPD-03-2011			
Correspondance address Adresse de correspondance - Adresse für briefwechsel Swinnenrijweg 5, Poort Gek 7523 3600 Gierik, Belgium		Year Année Jahr		
Manufacturer's works order number N° de la commande usine productrice Werksauftragsnummer 8065662907-61675013/07	Purchaser and/or consignee Client et/ou destinataire Besteller und/oder Empfänger		Purchaser's order number N° de commande client Kundenbestellnummer	
Identification of the product Identification du produit - Identifizierung des Erzeugnisses		Dimensions Dimensions - Abmessungen		
Coil n° N° de bobine - Band Nr 04808542	Thickness Epaisseur - Dicke 4.00 mm	Width Largeur - Breite 1500.00 mm	Length Longueur - Länge	
CE11		CE12	CE13 CE14	
Stainless steel / Acier inoxydable / Rostfreier Stahl				
EN10088-4				
Intended uses : building construction or civil engineering Usages prévus : construction immobilière ou génie civil Vorgesehene Verwendungen : Hochbau und Ingenieurbauwerke				
CE15 CE16 CE17				
Declaration of performance : Déclaration des performances : Leistungserklärung : DOP available on website Apoint : https://www.aperam.com/documentation DOP-Nr.:GDK.08.01/GNK.10.01				
CE18				
Steel Acier Werkstoff 1.4404/1.4401				
CE19				
Cold rolled Laminé à froid Kaltgewalzt				
CE20				
Coil / bobine / Band				
CE21				
Elongation / Allongement / Bruchdehnung Tensile strength / Résistance à la traction / Zugfestigkeit Yield strength / Limite d'élasticité / Dehngrenze Impact strength / Résistance au choc / Kerbschlagzähigkeit Weldability / Aptitude au soudage / Schweißbarkeit Durability / Durabilité / Dauerhaftigkeit Characteristics expressed as indicated in the above mentioned DOP Tolérances ou dimension au shape / Tolérances sur les dimensions et sur forme / Grenzabweichung im Formtoleranz : EN ISO 9445				
CE22				
Regulated substance : no performance determined Substance réglementée : aucune performance déterminée Regulierter Stoff keine Leistung festgelegt				
CE23				

This to declare that the material as described in here as been out to :
 Piatto CES.318L F1 35,000X4,000 Length: 4050,000
 and remarked with steelgrade, heat n°, workinspector's stamp CC